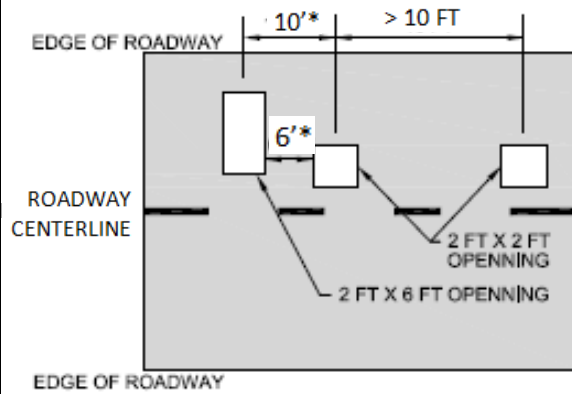


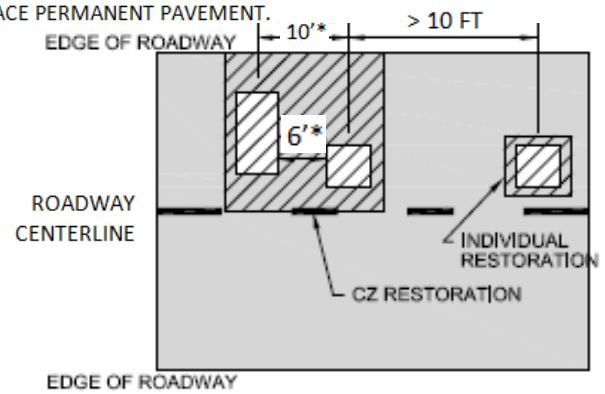
TEMPORARY PAVEMENT RESTORATION

EXAMPLE OF THREE INDIVIDUAL EXCAVATIONS

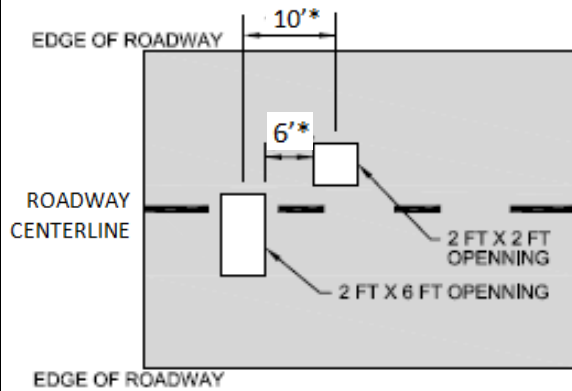


PERMANENT PAVEMENT RESTORATION

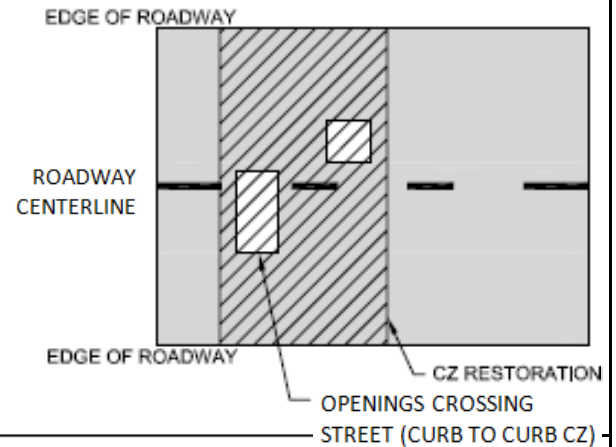
CONTINUOUS ZONE (CZ) RESTORATION: SAWCUT AND COLD PLANE MINIMUM 2 INCH DEPTH, REMOVE TEMPORARY PAVEMENT TO GRAVEL BASE UNLESS OTHERWISE DIRECTED BY DPW, PLACE PERMANENT PAVEMENT.



EXAMPLE OF TWO INDIVIDUAL EXCAVATIONS



CONTINUOUS ZONE (CZ) RESTORATION: SAWCUT AND COLD PLANE MINIMUM 2 INCH DEPTH, REMOVE TEMPORARY PAVEMENT TO GRAVEL BASE UNLESS OTHERWISE DIRECTED BY DPW, PLACE PERMANENT PAVEMENT.



NOTE:

COORDINATE WITH DEPARTMENT OF PUBLIC WORKS PRIOR TO THE START OF WORK TO DETERMINE LIMITS OF PERMANENT TRENCH REPAIR THAT WILL BE REQUIRED.

* CONTINUOUS ZONE (CZ) RESTORATION REQUIRED WHEN CENTERLINE OF TRENCH OPENINGS ARE LESS THAN 10 FEET APART AND/OR IF OUTER EDGE OF TRENCH OPENINGS ARE LESS THAN 6 FEET APART.

** FOR PAVEMENTS RECENTLY REHABILITATED, THE CITY MAY REQUIRE ADDITIONAL REQUIREMENTS.

**CONTINUOUS ZONE (CZ)
RESTORATION**

CITY OF ATTLEBORO
Department of Public Works
Phone: 508-223-2222

