

# Fire Station at 1476 West Street



City of Attleboro  
ADA Transition Plan

April 2021



Institute for Human Centered Design

200 Portland Street, Boston, MA 02114  
www.IHCDesign.org • info@IHCDesign.org  
617-695-1225 voice/ tty

## Background

Year Built: Late 1800's

The fire station located at 1476 West Street is a two-story building with four engine bays. There is an accessible entrance on the building's north side and two additional accessible means of egress on the building's south side. Parking, including accessible parking spaces, are provided on the west side of the building.

IHCD team surveyed areas that are open to the public. This included the parking lot at the exterior of the building, the reception area, men's and women's multi-user toilet rooms and the meeting room which are all located on the first floor.

## Key Accessibility Issues

### Toilet Rooms

Accessibility issues in the men's multi-user toilet room include lack of clear floor space at the toilet in the accessible compartment due to the location of stored objects and a malfunctioning self-closing hinge at the compartment door. There is also a urinal that is mounted higher than the maximum height allowed, and lack of clear floor space at the lavatory due to the location of a paper towel dispenser. The women's multi-user toilet room lacks clear floor at the tampon dispenser due to the location of stored objects.

### Signage

Accessibility issues include a parking identification sign at the car accessible parking space that is mounted lower than the minimum height required, and lack of tactile egress signs.

### Assembly Areas

Accessibility issues include lack of an assistive listening system in the meeting room.

**Note:** In each assembly area where audible communication is integral to the use of the space, an assistive listening system must be provided. A sign informing patrons of the availability of

the assistive listening system that includes the International Symbol of Access for Hearing Loss must also be provided.

### Sinks

Accessibility issues include lack of knee and toe clearance and exposed plumbing at the sink in the meeting room.

## Additional Accessibility Issues

- Interior doors have require an opening force that is greater than the maximum allowed.
- A phone in the entryway has controls that are mounted higher than the maximum height allowed.
- An accessible service counter in the reception area protrudes into the accessible route.

## Order of Magnitude Cost Estimates

- Renovate toilet rooms: \$3,601
- Renovate sink: \$1,778
- Provide an assistive listening system: \$1,214
- Miscellaneous corrective actions (signage, telephone, service counter, etc.): \$1,722





**Total: \$8,315**

## Best Practice and Inclusive Design






Best practice and inclusive design recommendations include elements that are not required in the standards but may create enhanced experiences for all users.

- Recommend providing an adjustable height podium with knee and toe clearance in the meeting room.
- Recommend providing accessible designation signage with raised characters and braille mounted on the latch side of the door at permanent rooms that lack designation signage such as the meeting room.






**City of Attleboro  
Fire Station at 1476 West Street**

ID	Location	Floor	Room	Element	Type	Photo	Issues	Current Measure	Recommendations	Quantity	Price	Cost Estimation
<b>Approach and Entrance</b>												
<b>Off-Street Parking Lot or Garage</b>												
1	Accessible Parking	Ext.		Off-Street Parking Lot or Garage	N/A		Total # of parking Total # of designated accessible parking spaces Total # of designated van accessible spaces Sign bottom < 60" above finished grade	25 1 1 55"	Locate the International Symbol of Accessibility (ISA) identification sign at the car accessible parking space so it is 60" above the ground measured to the bottom of the sign.	1	Labor	\$0
<b>Exterior Stair</b>												
2	Exit Stair	Ext.		Exterior Stair	N/A		Handrail height < 34" or > 38"	42"	Handrails are slightly higher above the ground than required but usable.	1	-	\$0
<b>Emergency Exit</b>												
3	Main Entrance	1		Emergency Exit	N/A		Tactile sign not provided at exit	-	Provide tactile exit signs with raised characters and braille at exit doors. Mount signs between 48"- 60" above the finished floor located on the latch side of the door. If the exit sign is replaced with a new illuminated exit sign, provide an illuminated International Symbol of Accessibility (ISA).	1	232	\$232
4	Main Entrance	1		Emergency Exit	N/A		Tactile sign not provided at exit Illuminated Int. Symbol of Acc. not provided (MAAB)		Provide tactile exit signs with raised characters and braille at exit doors. Mount signs between 48"- 60" above the finished floor located on the latch side of the door. If the exit sign is replaced with a new illuminated exit sign, provide an illuminated International Symbol of Accessibility (ISA).	1	232	\$232
<b>Access to Goods and Services</b>												





**City of Attleboro  
Fire Station at 1476 West Street**

ID	Location	Floor	Room	Element	Type	Photo	Issues	Current Measure	Recommendations	Quantity	Price	Cost Estimation
<b>Means of Egress</b>												
5	To Meeting Room	1		Means of Egress	N/A		Tactile exit sign not provided	-	Ensure tactile exit signs with raised characters and braille are provided at exit doors. Mount signs between 48"- 60" above the finished floor located on the latch side of the door.	1	232	\$232
6	Exit in Hallway Adjacent to Meeting Room	1		Means of Egress	N/A		Tactile exit sign not provided	-	Ensure tactile exit signs with raised characters and braille are provided at exit doors. Mount signs between 48"- 60" above the finished floor located on the latch side of the door.	1	232	\$232
7	Leads to Garage	1		Means of Egress	N/A		Tactile exit sign not provided	-	Ensure tactile exit signs with raised characters and braille are provided at exit doors. Mount signs between 48"- 60" above the finished floor located on the latch side of the door.	1	232	\$232
<b>Interior Access Route</b>												
8	Reception	1		Interior Access Route	N/A		Obstructed by protruding objects	-	Provide a cane-detectable barrier 27" max. above the finished floor at that accessible service counter.	1	306	\$306
<b>Doors, Doorways, &amp; Gates</b>												
9	Main Entrance	1		Doors, Doorways, & Gates	Circulation		Door requires > 5 lbs. of force to open	15 lbs.	Adjust closers so doors do not require more than 5 pounds of force to open.	1	Labor	\$0





**City of Attleboro  
Fire Station at 1476 West Street**

ID	Location	Floor	Room	Element	Type	Photo	Issues	Current Measure	Recommendations	Quantity	Price	Cost Estimation
10	Women's Toilet Room	1		Doors, Doorways, & Gates	Toilet Room		Door requires > 5 lbs. of force to open	11 lbs.	Adjust closers so doors do not require more than 5 pounds of force to open.	1	Labor	\$0
11	To Meeting Room	1		Doors, Doorways, & Gates	Emergency Egress		Door requires > 5 lbs. of force to open	11 lbs.	Adjust closers so doors do not require more than 5 pounds of force to open.	1	Labor	\$0
12	Exit in Hallway Adjacent to Meeting Room	1		Doors, Doorways, & Gates	Emergency Egress		Door requires > 5 lbs. of force to open	15 lbs.	Adjust closers so doors do not require more than 5 pounds of force to open.	1	Labor	\$0
13	Leads to Garage	1		Doors, Doorways, & Gates	Circulation		Door requires > 5 lbs. of force to open	11 lbs.	Adjust closers so doors do not require more than 5 pounds of force to open.	1	Labor	\$0
14	Leads to Garage	1		Doors, Doorways, & Gates	Emergency Egress		Door requires > 5 lbs. of force to open	11 lbs.	Adjust closers so doors do not require more than 5 pounds of force to open.	1	Labor	\$0


**City of Attleboro  
Fire Station at 1476 West Street**

ID	Location	Floor	Room	Element	Type	Photo	Issues	Current Measure	Recommendations	Quantity	Price	Cost Estimation
<b>Operable Parts</b>												
15	Main Entrance	1		Operable Parts	Other		Reach < 15" or > 48"(forward/side approach)	57"	Relocate phone so that controls are between 15"- 48" above the finished floor. Monitor location of trash receptacle ensuring clear floor space is maintained at the phone.	1	256	\$256
<b>Assembly Area</b>												
16	Meeting Room	1		Assembly Area	N/A		Assistive listening devices not provided	-	If audible communication is integral to the use of the space, provide an assistive listening system.	1	1214	\$1214
<b>Toilet &amp; Bathing Rooms</b>												
<b>Lavatory</b>												
17	Men's Toilet Room	1		Lavatory	N/A		Clear floor space not provided at lavatory	-	Provide at least one lavatory with a 30" min. by 48" min. clear floor space positioned for a forward approach. (Relocate paper towel dispenser out of clear floor space at accessible lavatory. At present, paper towel dispenser is also a protruding object.)	1	353	\$353
<b>Toilet Compartment</b>												
18	Men's Toilet Room	1		Toilet Compartment	Accessible Compartment		Door has malfunctioning self-closing hinge	-	Repair hinge.	1	Labor	\$0

**City of Attleboro  
Fire Station at 1476 West Street**

ID	Location	Floor	Room	Element	Type	Photo	Issues	Current Measure	Recommendations	Quantity	Price	Cost Estimation
19	Men's Toilet Room	1		Toilet Compartment	Accessible Compartment		Clearance at toilet < 72" clear depth (MAAB)	-	Provide a wheelchair accessible compartment that is 60" wide and 72" deep. (Relocate stored items out of clear floor space at toilet.)	1	Labor	\$0
<b>Urinal</b>												
20	Men's Toilet Room	1		Urinal	N/A		Rim > 17" high	18.25"	Provide at least one urinal with the rim no higher than 17" above the finished floor.	1	3248	\$3248
<b>Dispensers</b>												
21	Women's Toilet Room	1		Dispensers	Tampon Dispenser		Clear floor space not provided at accessory	-	Provide a 30" min. by 48" min. clear floor space at dispenser. (Relocate stored items and be sure not to obstruct the required clear floor space at the toilet.)	1	Labor	\$0
<b>Additional Access</b>												
<b>Sink</b>												
22	Meeting Room	1		Sink	Kitchenette		Toe and knee clearances not provided Exposed plumbing underneath sink	- -	Ensure there is a 27" knee clearance positioned for a forward approach. Insulate or otherwise configure pipes at sink.	1	1778	\$1778
<b>Best Practice</b>												

**City of Attleboro  
Fire Station at 1476 West Street**

ID	Location	Floor	Room	Element	Type	Photo	Issues	Current Measure	Recommendations	Quantity	Price	Cost Estimation
<b>Walkway</b>												
23	Exit Path End	Ext.		Walkway	N/A				Recommend installing a curb cut at this location.	1	-	\$0