

## Mechanic Street Parking Lot



### City of Attleboro ADA Transition Plan

March 2021



Institute for Human Centered Design

200 Portland Street, Boston, MA 02114  
www.IHCDesign.org • info@IHCDesign.org  
617-695-1225 voice/ tty

### Background

The Mechanic Street Parking Lot is located off of Hayward Street with the junction of Hayward and Mechanic Street and the Attleboro Community Gardens to the south, and the intersection of Hayward and Hodges Street to the north. The lot has space for approximately twenty-five (25) cars, with no striping or designated accessible space.

### Key Accessibility Issues

#### Exterior Access Routes

Accessibility issues include a sidewalk with a cross slope that is greater than the maximum allowed extending from a path that originates at the north end of the parking lot on the east side of Hayward Street to the intersection with Hodges Street.

#### Parking

Accessibility issues include lack of a van accessible parking space with a marked access aisle, an identification sign with the International Symbol of Accessibility (ISA) and a designation sign with the words “Van Accessible” mounted 60” min. measured to the bottom of the sign.

#### Curb Ramps

Accessibility issues include four (4) curb ramps at marked crosswalks that each lack a compliant landing. (The curb ramps are located at all four corners of the intersection of Hayward Street and Hodges Street, just north of the parking lot.)

### Order of Magnitude Cost Estimates

- Renovate curb ramps: 11,200
- Miscellaneous corrective actions (provide accessible parking, renovate walkway, etc.): \$3,050

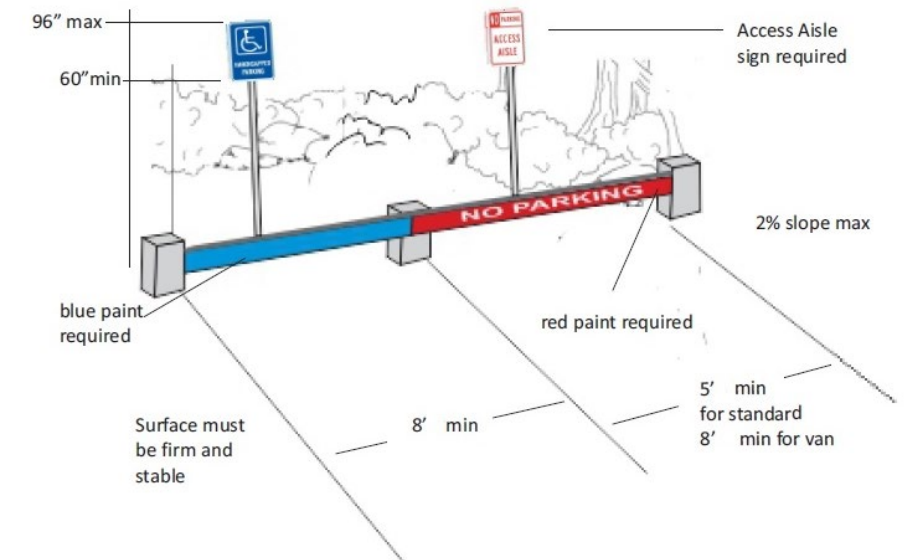
**Total: \$14,250**

### Best Practice and Inclusive Design

Best practice and inclusive design recommendations include elements that are not required in the standards but may create enhanced experiences for all users.






- Recommend putting in a sidewalk that is 4’ wide min. and about 150’ long connecting the south end of the parking lot to the entry path at Attleboro Community Garden.

**Figure 1:** Image adapted from the Massachusetts Department of Conservation and Recreation (DCR) Pocket Guide illustrating one way to mark accessible parking spaces in unpaved parking lots.




Unpaved Parking Lots

**City of Attleboro  
Mechanic Street Parking Lot**

ID	Location	Floor	Room	Element	Type	Photo	Issues	Current Measure	Recommendations	Quantity	Price	Cost Estimation
<b>Approach and Entrance</b>												
<b>Exterior Access Route</b>												
1	Hayward Street East Side Towards Intersection	Ext.		Exterior Access Route	Sidewalk		Cross slope > 1:50 (2.00%)	6.9%	Reduce cross slope to be no steeper than 1:50 (2.00%).  (Cost based on adding asphalt to correct slope.)	1	1200	\$1200
<b>Curb Ramp</b>												
2	Curb Near Parking Lot	Ext.		Curb Ramp	N/A		Landing not provided at top of curb ramp	-	Provide landing at top of curb ramp or reconfigure ramp.	1	2800	\$2800
3	Curb at Hodges Street Sign	Ext.		Curb Ramp	N/A		Landing not provided at top of curb ramp	-	Provide landing at top of curb ramp or reconfigure ramp.	1	2800	\$2800
4	Curb Parallel to Hodges Street Sign	Ext.		Curb Ramp	N/A		Landing not provided at top of curb ramp	-	Provide landing at top of curb ramp or reconfigure ramp.	1	2800	\$2800
5	Curb Parallel to Curb Near Lot	Ext.		Curb Ramp	N/A		Landing not provided at top of curb ramp	-	Provide landing at top of curb ramp or reconfigure ramp.	1	2800	\$2800

**City of Attleboro  
Mechanic Street Parking Lot**

ID	Location	Floor	Room	Element	Type	Photo	Issues	Current Measure	Recommendations	Quantity	Price	Cost Estimation
<b>Off-Street Parking Lot or Garage</b>												
6	Proposed Accessible Spots	Ext.		Off-Street Parking Lot or Garage	N/A		<ul style="list-style-type: none"> <li>Total # of parking</li> <li>Total # of designated accessible parking spaces</li> <li>Total # of designated van accessible spaces</li> <li>Access aisle not provided</li> <li>Sign not provided</li> <li>Sign does not have the designation "Van Accessible"</li> </ul>	<ul style="list-style-type: none"> <li>25</li> <li>-</li> <li>-</li> <li>-</li> <li>-</li> <li>-</li> </ul>	<ul style="list-style-type: none"> <li>Provide a compliant van accessible parking space with a marked access aisle 96" wide min. if an 8' van space is provided, or a 60" wide min. if an 11' van space is provided.</li> <li>Provide a sign with the International Symbol of Accessibility (ISA) and the designation "Van Accessible" with the bottom of the sign 60" min. above the ground and the top 96" max. above the ground.</li> </ul>	1	1850	\$1850